

Appendix C

- **Discretionary Housing Payments final results**
- **Based on 67 responses**
- **The consultation ran from 22nd January 2014 to 16th April 2014.**
- **The Council is updating its policy on Discretionary Housing Payment in order to reflect new guidance from central Government and the increased demand. The draft policy outlines how we will prioritise the money available for Discretionary Housing Payment.**

Feed back from Child Poverty Task Group Meeting 10 December 2013

One member of group felt the policy went against the Child Poverty Strategy; given these groups were mainly in Priority Group 2 and that in essence we were fettering our decision making process. Myself and Claire Harding explained that any claim from some one in Group 2 would have a decision based on the merit of that claim. Priority would only be relevant at any point were there were budget pressures and a choice had to be made which claims to pay where all had merit.

Feed back from Equality Forum Meeting 9 January 2014

Feed back was positive. They felt that the wording at section 1.6 needed amending to make our intentions clearer about which disabled people were in the priority group 1. Likewise again at section 8.5 we needed to add to "where some one is expecting a baby etc" the word "child" to cover circumstances where a child was being adopted.

The draft policy document was amended accordingly before the consultation was launched.

Feedback from Bedfordshire Clinical Commissioning Group 14 April 2014

Although they did not have sight of the proposed policy they wanted to make sure that it identifies and supported applicants with mental health disabilities in the same way as applicants with physical disabilities.

Feed back from Aragon Housing Association 2 May 2014

Aragon either agreed or strongly agreed with the majority of the proposed policy. In terms of 6.a and 6.s (I specifically noted agreement and they understood the reasons why they had been identified).

However in terms of Priority Group 1 they felt that some others should be in this group – namely 6.b - Young People leaving Local Authority Care – and 6.c – Staying Put Carers with children in care and care leavers. Basically this was on basis that Council had a legal duty to these groups.

In terms of other groups not listed they referred to those who cannot move because they are on a sex offender's register and ex-prisoners where a move would result in difficulties with support provision. They agreed that these should not be identified as a specific group and should therefore come under the group of other special circumstances.

Feed back from Housing 6 May 2014

On the whole strongly agreed with the proposed policy, particularly regarding the priority groups and long term awards for disabled in certain circumstances.

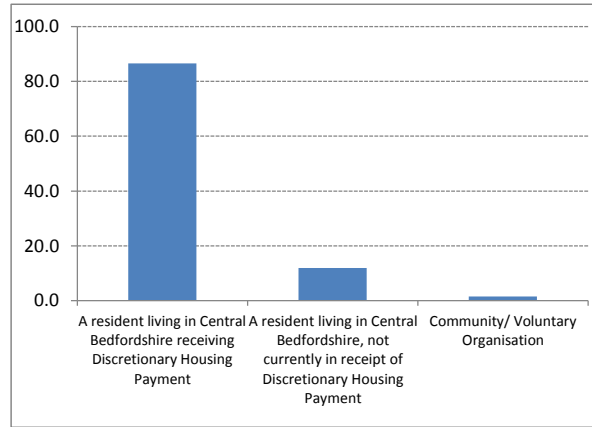
In terms of questions 6.a – agreed and 6.s neither agree or disagree.

The residue again either agreed or neither agreed or disagreed.

I asked if they had other groups they specifically wanted adding and they said no – understood any circumstances not covered specifically were covered by question 7.

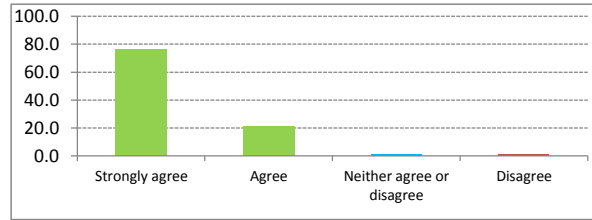
Q1 - Are you responding as:

		Frequency	Percent	Valid Percent
Valid	A resident living in Central Bedfordshire receiving Discretionary Housing Payment	58	86.6	86.6
	A resident living in Central Bedfordshire, not currently in receipt of Discretionary Housing Payment	8	11.9	11.9
	Community/ Voluntary Organisation	1	1.5	1.5
	Total	67	100.0	100.0



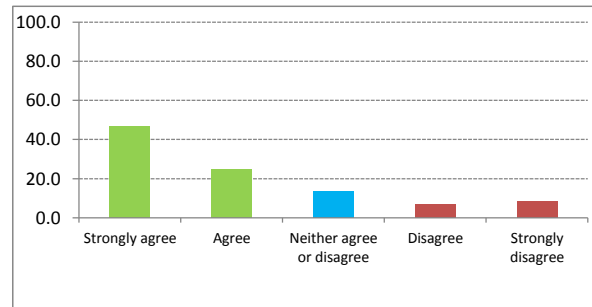
Q2.a - Disabled people who meet specific criteria

		Frequency	Percent	Valid Percent	Strongly Agree/Agree Valid Percent
Valid	Strongly agree	51	76.1	76.1	97.01
	Agree	14	20.9	20.9	
	Neither agree or disagree	1	1.5	1.5	
	Disagree	1	1.5	1.5	
	Total	67	100.0	100.0	



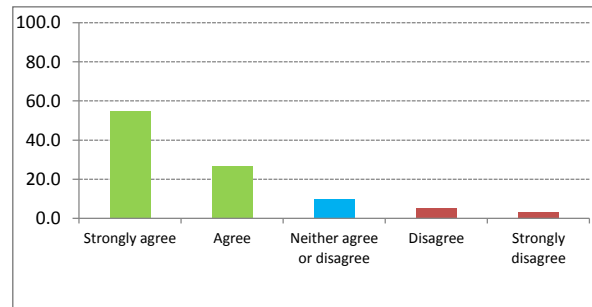
Q2.b - People who provide foster care

		Frequency	Percent	Valid Percent	Strongly Agree/Agree Valid Percent
Valid	Strongly agree	28	41.8	46.7	71.67
	Agree	15	22.4	25.0	
	Neither agree or disagree	8	11.9	13.3	
	Disagree	4	6.0	6.7	
	Strongly disagree	5	7.5	8.3	
	Total	60	89.6	100.0	
Missing		7	10.4		
Total		67	100.0		



Q2.c - People fleeing domestic violence

		Frequency	Percent	Valid Percent	Strongly Agree/Agree Valid Percent
Valid	Strongly agree	33	49.3	55.0	81.67
	Agree	16	23.9	26.7	
	Neither agree or disagree	6	9.0	10.0	
	Disagree	3	4.5	5.0	
	Strongly disagree	2	3.0	3.3	
	Total	60	89.6	100.0	
Missing		7	10.4		
Total		67	100.0		

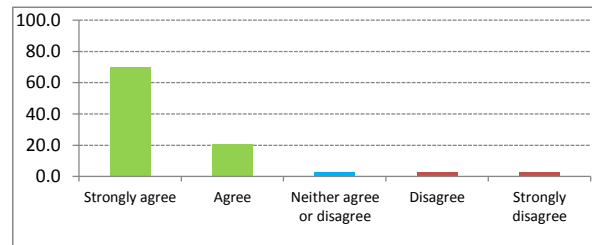


Q3 - If you have any specific comments about this proposal, please provide them here

		Frequency
Valid	Those with disabilities should receive DHP	6
	Priority given to those whose circumstances are not through choice	3

Q4 - To what extent do you agree or disagree with the proposal to provide indefinite Discretionary Housing Payment to disabled people who meet specific criteria

		Frequency	Percent	Valid Percent	Strongly Agree/Agree Valid Percent
Valid	Strongly agree	47	70.1	70.1	91.04
	Agree	14	20.9	20.9	
	Neither agree or disagree	2	3.0	3.0	
	Disagree	2	3.0	3.0	
	Strongly disagree	2	3.0	3.0	
	Total	67	100.0	100.0	

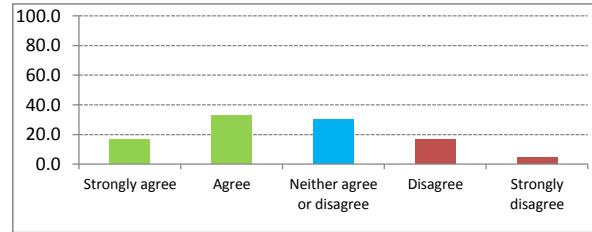


Q5 - If you have any specific comments about this proposal please provide them here

		Frequency
Valid	Support the disabled	10
	consider expense of moving disabled needing adaptations	5
	Payments to the needy	2

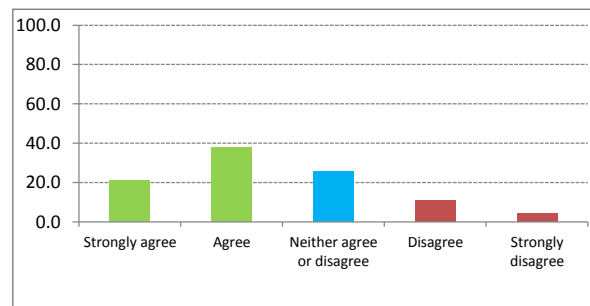
Q6.a - Families with children at a critical point in their education

		Frequency	Percent	Valid Percent	Strongly Agree/Agree Valid Percent
Valid	Strongly agree	11	16.4	16.4	49.25
	Agree	22	32.8	32.8	
	Neither agree or disagree	20	29.9	29.9	
	Disagree	11	16.4	16.4	
	Strongly disagree	3	4.5	4.5	
	Total	67	100.0	100.0	



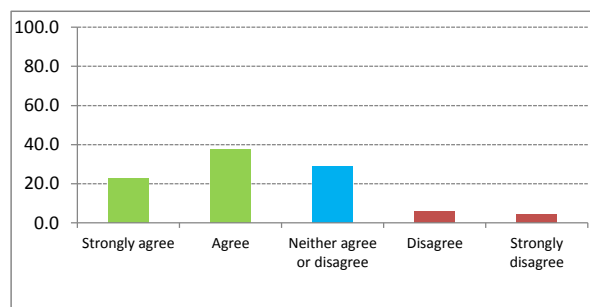
Q6.b - Young people leaving Local Authority care

		Frequency	Percent	Valid Percent	Strongly Agree/Agree Valid Percent
Valid	Strongly agree	14	20.9	21.2	59.09
	Agree	25	37.3	37.9	
	Neither agree or disagree	17	25.4	25.8	
	Disagree	7	10.4	10.6	
	Strongly disagree	3	4.5	4.5	
	Total	66	98.5	100.0	
Missing		1	1.5		
	Total	67	100.0		



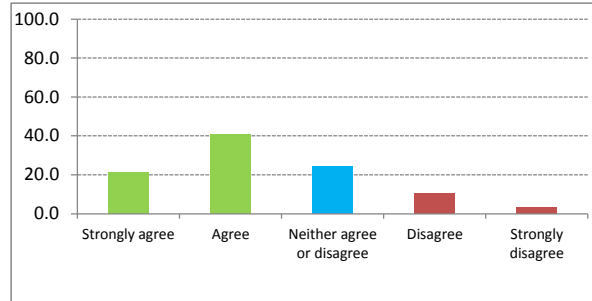
Q6.c - Staying Put Carers with children in care and care leavers

		Frequency	Percent	Valid Percent	Strongly Agree/Agree Valid Percent
Valid	Strongly agree	15	22.4	22.7	60.61
	Agree	25	37.3	37.9	
	Neither agree or disagree	19	28.4	28.8	
	Disagree	4	6.0	6.1	
	Strongly disagree	3	4.5	4.5	
	Total	66	98.5	100.0	
Missing		1	1.5		
	Total	67	100.0		



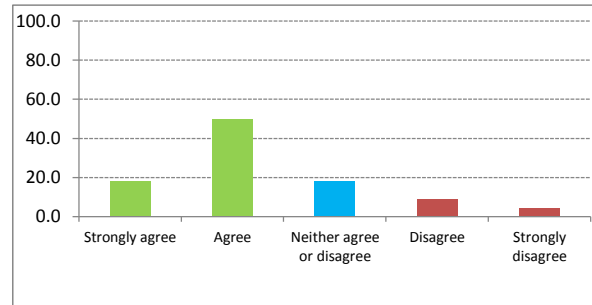
Q6.d - Families with kinship care arrangements

		Frequency	Percent	Valid Percent	Strongly Agree/Agree Valid Percent
Valid	Strongly agree	14	20.9	21.2	62.12
	Agree	27	40.3	40.9	
	Neither agree or disagree	16	23.9	24.2	
	Disagree	7	10.4	10.6	
	Strongly disagree	2	3.0	3.0	
	Total	66	98.5	100.0	
Missing		1	1.5		
Total		67	100.0		



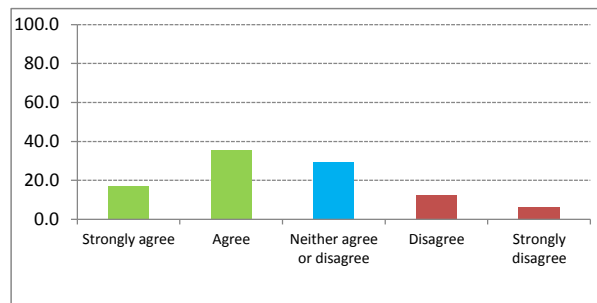
Q6.e - Families with a child in temporary care who is expected to return home

		Frequency	Percent	Valid Percent	Strongly Agree/Agree Valid Percent
Valid	Strongly agree	12	17.9	18.2	68.18
	Agree	33	49.3	50.0	
	Neither agree or disagree	12	17.9	18.2	
	Disagree	6	9.0	9.1	
	Strongly disagree	3	4.5	4.5	
	Total	66	98.5	100.0	
Missing		1	1.5		
Total		67	100.0		



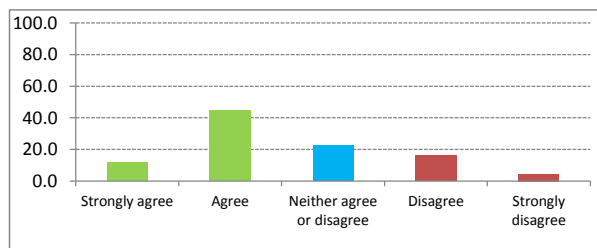
Q6.f - Families working with Social Services or our Troubled Family Programme

		Frequency	Percent	Valid Percent	Strongly Agree/Agree Valid Percent
Valid	Strongly agree	11	16.4	16.9	52.31
	Agree	23	34.3	35.4	
	Neither agree or disagree	19	28.4	29.2	
	Disagree	8	11.9	12.3	
	Strongly disagree	4	6.0	6.2	
	Total	65	97.0	100.0	
Missing		2	3.0		
Total		67	100.0		



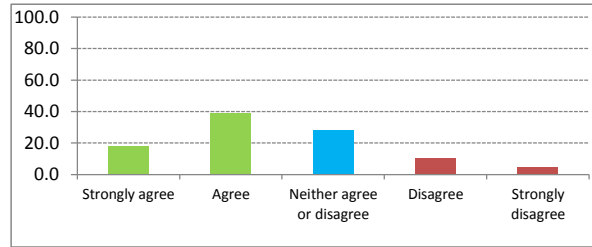
Q6.g - Someone in the household is expecting a baby and this will increase the number of bedrooms Housing Benefit or Universal Credit allows

		Frequency	Percent	Valid Percent	Strongly Agree/Agree Valid Percent
Valid	Strongly agree	8	11.9	11.9	56.72
	Agree	30	44.8	44.8	
	Neither agree or disagree	15	22.4	22.4	
	Disagree	11	16.4	16.4	
	Strongly disagree	3	4.5	4.5	
	Total	67	100.0	100.0	



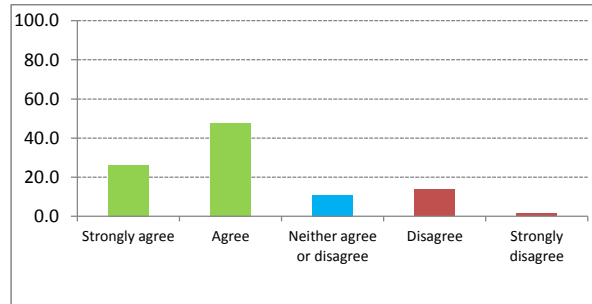
Q6.h - Ex-homeless people being supported to settle in the community

		Frequency	Percent	Valid Percent	Strongly Agree/Agree Valid Percent
Valid	Strongly agree	12	17.9	17.9	56.72
	Agree	26	38.8	38.8	
	Neither agree or disagree	19	28.4	28.4	
	Disagree	7	10.4	10.4	
	Strongly disagree	3	4.5	4.5	
Total		67	100.0	100.0	



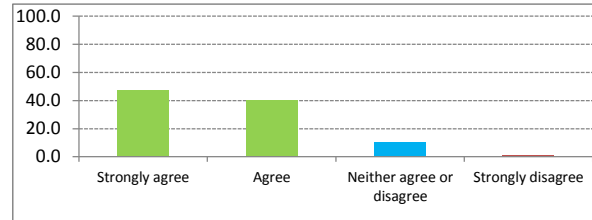
Q6.i - People threatened with homelessness

		Frequency	Percent	Valid Percent	Strongly Agree/Agree Valid Percent
Valid	Strongly agree	17	25.4	26.2	73.85
	Agree	31	46.3	47.7	
	Neither agree or disagree	7	10.4	10.8	
	Disagree	9	13.4	13.8	
	Strongly disagree	1	1.5	1.5	
Total		65	97.0	100.0	
Missing		2	3.0		
Total		67	100.0		



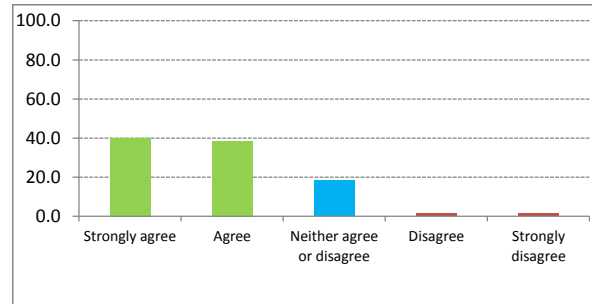
Q6.j - People with health or medical problems, who need to access medical services or support not available elsewhere

		Frequency	Percent	Valid Percent	Strongly Agree/Agree Valid Percent
Valid	Strongly agree	32	47.8	47.8	88.06
	Agree	27	40.3	40.3	
	Neither agree or disagree	7	10.4	10.4	
	Strongly disagree	1	1.5	1.5	
	Total	67	100.0	100.0	



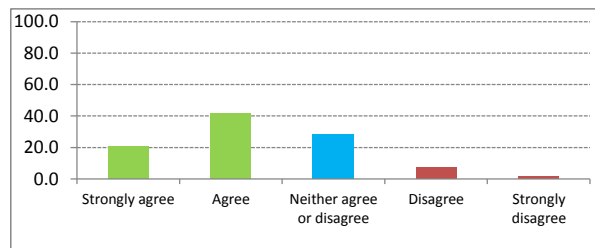
Q6.k - People with medical conditions who receive informal care not be available in a new area

		Frequency	Percent	Valid Percent	Strongly Agree/Agree Valid Percent
Valid	Strongly agree	26	38.8	40.0	78.46
	Agree	25	37.3	38.5	
	Neither agree or disagree	12	17.9	18.5	
	Disagree	1	1.5	1.5	
	Strongly disagree	1	1.5	1.5	
	Total	65	97.0	100.0	
Missing		2	3.0		
Total		67	100.0		



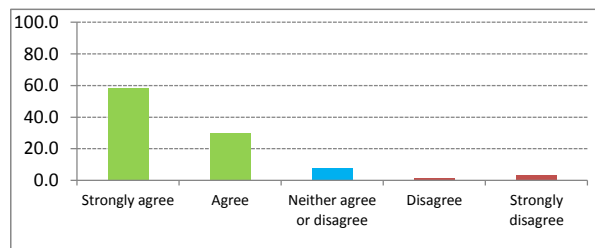
Q6.l - Single people under 35 who cannot live in shared accommodation due to an illness or other issue

		Frequency	Percent	Valid Percent	Strongly Agree/Agree Valid Percent
Valid	Strongly agree	14	20.9	20.9	62.69
	Agree	28	41.8	41.8	
	Neither agree or disagree	19	28.4	28.4	
	Disagree	5	7.5	7.5	
	Strongly disagree	1	1.5	1.5	
	Total	67	100.0	100.0	



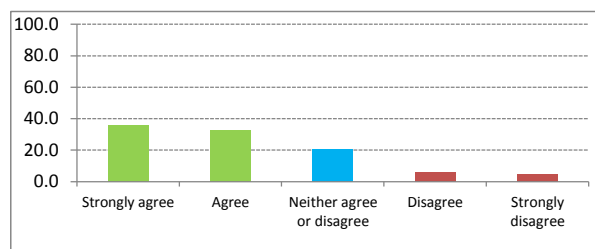
Q6.m - Elderly and frail people who have lived in their home for a long time and would find it difficult to establish support networks in a new area

		Frequency	Percent	Valid Percent	Strongly Agree/Agree Valid Percent
Valid	Strongly agree	39	58.2	58.2	88.06
	Agree	20	29.9	29.9	
	Neither agree or disagree	5	7.5	7.5	
	Disagree	1	1.5	1.5	
	Strongly disagree	2	3.0	3.0	
	Total	67	100.0	100.0	



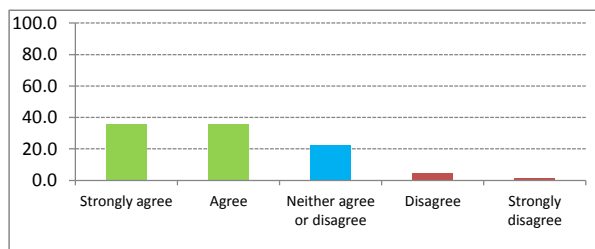
Q6.n - People affected by reductions in Housing Benefit following changes to Local Housing Allowance rates and need more time to find cheaper accommodation

		Frequency	Percent	Valid Percent	Strongly Agree/Agree Valid Percent
Valid	Strongly agree	24	35.8	35.8	68.66
	Agree	22	32.8	32.8	
	Neither agree or disagree	14	20.9	20.9	
	Disagree	4	6.0	6.0	
	Strongly disagree	3	4.5	4.5	
	Total	67	100.0	100.0	



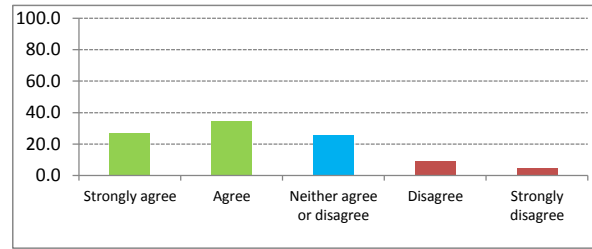
Q6.o - People affected by reductions in Housing Benefit under-occupancy rules in social housing properties and are actively working with their housing provider to find a smaller home or need more time to adjust to the change

		Frequency	Percent	Valid Percent	Strongly Agree/Agree Valid Percent
Valid	Strongly agree	24	35.8	35.8	71.64
	Agree	24	35.8	35.8	
	Neither agree or disagree	15	22.4	22.4	
	Disagree	3	4.5	4.5	
	Strongly disagree	1	1.5	1.5	
	Total	67	100.0	100.0	



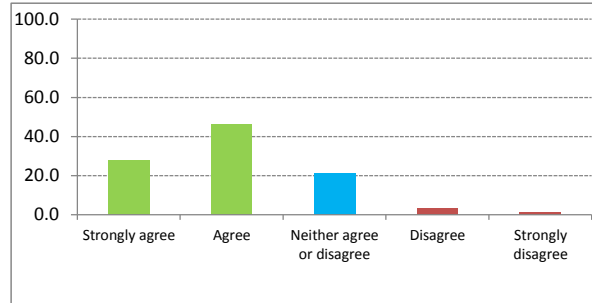
Q6.p - People affected by the Benefit Cap that cannot immediately move into work because of complex challenges

		Frequency	Percent	Valid Percent	Strongly Agree/Agree Valid Percent
Valid	Strongly agree	18	26.9	26.9	61.19
	Agree	23	34.3	34.3	
	Neither agree or disagree	17	25.4	25.4	
	Disagree	6	9.0	9.0	
	Strongly disagree	3	4.5	4.5	
Total		67	100.0	100.0	



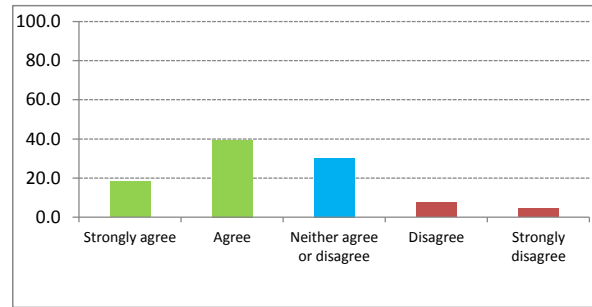
Q6.q - People who need to move to cheaper/ smaller accommodation and need help with rent deposit/rent in advance or costs associated with move

		Frequency	Percent	Valid Percent	Strongly Agree/Agree Valid Percent
Valid	Strongly agree	18	26.9	27.7	73.85
	Agree	30	44.8	46.2	
	Neither agree or disagree	14	20.9	21.5	
	Disagree	2	3.0	3.1	
	Strongly disagree	1	1.5	1.5	
	Total	65	97.0	100.0	
Missing		2	3.0		
Total		67	100.0		



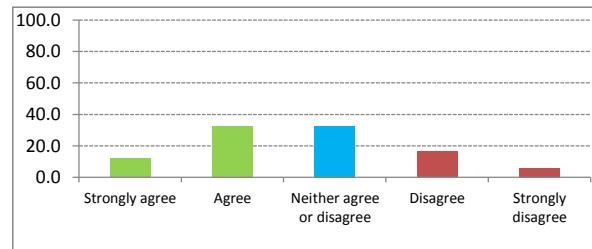
Q6.r - People who live near their jobs because they work unsocial hours/ split shifts/ inadequate public transport

		Frequency	Percent	Valid Percent	Strongly Agree/Agree Valid Percent
Valid	Strongly agree	12	17.9	18.2	57.58
	Agree	26	38.8	39.4	
	Neither agree or disagree	20	29.9	30.3	
	Disagree	5	7.5	7.6	
	Strongly disagree	3	4.5	4.5	
	Total	66	98.5	100.0	
Missing		1	1.5		
Total		67	100.0		



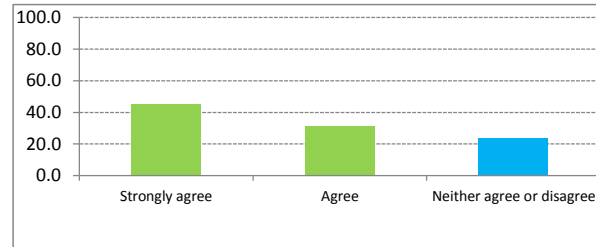
Q6.s - People who as a consequence of a move have additional travel to work costs

		Frequency	Percent	Valid Percent	Strongly Agree/Agree Valid Percent
Valid	Strongly agree	8	11.9	11.9	44.78
	Agree	22	32.8	32.8	
	Neither agree or disagree	22	32.8	32.8	
	Disagree	11	16.4	16.4	
	Strongly disagree	4	6.0	6.0	
	Total	67	100.0	100.0	



Q7 - To what extent do you agree or disagree that the Council should also consider any other special circumstances?

		Frequency	Percent	Valid Percent	Strongly Agree/Agree Valid Percent
Valid	Strongly agree	29	43.3	45.3	76.56
	Agree	20	29.9	31.3	
	Neither agree or disagree	15	22.4	23.4	
	Total	64	95.5	100.0	
Missing		3	4.5		
Total		67	100.0		

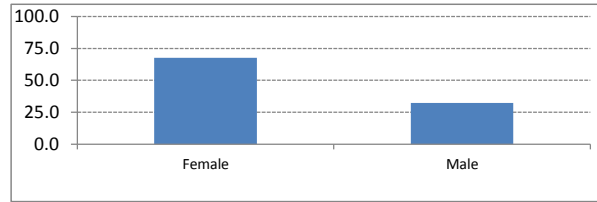


Q8 - If you have any specific comments about these proposals please provide them here, including any other special circumstances that you think the council should consider providing Discretionary Housing Payment for

		Frequency
Valid	Considerations on the wider picture for residents	6
	Assessments on an individual basis	3
	ESA	2

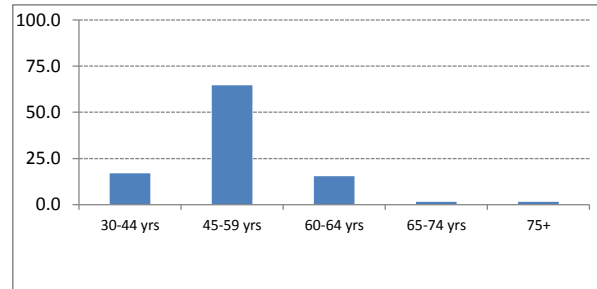
Q11 - Are you:

		Frequency	Percent	Valid Percent
Valid	Female	44	65.7	67.7
	Male	21	31.3	32.3
	Total	65	97.0	100.0
Missing		2	3.0	
Total		67	100.0	



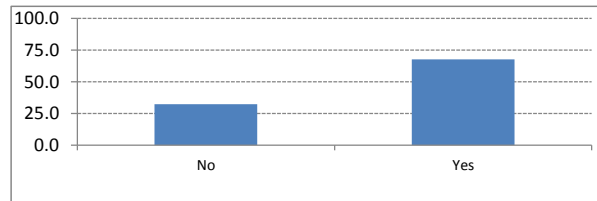
Q12 - What is your age?

		Frequency	Percent	Valid Percent
Valid	30-44 yrs	11	16.4	16.9
	45-59 yrs	42	62.7	64.6
	60-64 yrs	10	14.9	15.4
	65-74 yrs	1	1.5	1.5
	75+	1	1.5	1.5
	Total	65	97.0	100.0
Missing		2	3.0	
Total		67	100.0	



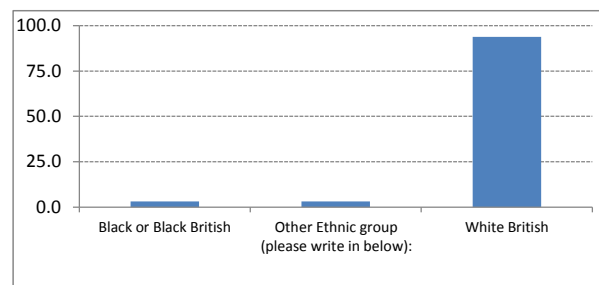
Q13 - Do you consider yourself to be disabled?

		Frequency	Percent	Valid Percent
Valid	No	20	29.9	32.3
	Yes	42	62.7	67.7
	Total	62	92.5	100.0
Missing		5	7.5	
Total		67	100.0	



Q14 - To which of these groups do you consider you belong?

		Frequency	Percent	Valid Percent
Valid	Black or Black British	2	3.0	3.1
	Other Ethnic group (please write in below):	2	3.0	3.1
	White British	60	89.6	93.8
	Total	64	95.5	100.0
Missing		3	4.5	
Total		67	100.0	



Q14.a - Other

		Frequency	Percent	Valid Percent
Valid	Other white	1	1.5	50.0
	WHITE AMERICAN	1	1.5	50.0
	Total	2	3.0	100.0
Missing		65	97.0	
Total		67	100.0	